



# CONSTRUCTION PRODUCT GUIDE

CHEMICAL + MECHANICAL

Revision 2.0 - November 2018

**DRILL – ANCHOR – FIX – SEAL**

## CHEMICAL ANCHORING SYSTEMS

# KONP4C POLYESTER INJECTION ANCHOR

GENERAL PURPOSE ANCHOR FOR MASONRY, BRICK AND CONCRETE.

CHOICE OF CARTRIDGE SIZE AND DISPENSING METHOD.



**KONP4C**  
ETAG 001-Part 1 and Part 5 Option 7  
For anchoring threaded bars in uncracked concrete.  
ETA 17/0381

- Fast curing for quick fixture fit-off. Cure time 45 minutes at 20°C base material.
- ETA approval for uncracked concrete anchorage (threaded rod M8 to M24).
- Medium duty, high performance anchorage.
- Suitable for anchoring threaded rods and reinforcing bars.
- For solid concrete and hollow masonry substrates (with plastic sleeve).
- Vertical, horizontal and overhead applications.
- Suitable for use in dry, wet and flooded holes.
- Carbide drilled holes.
- Easy dispensing in all temperatures.
- VOC compliant, low odour.
- Use Standard Caulking Gun (300ml) or Coaxial Cartridge Dispenser (410ml).
- Order No: KONP4C – 410ml Cartridge. Box quantity 12.
- Order No: KONP4C300 – 300ml Cartridge. Box quantity 12.

### APPLICATIONS:

Steel plates and bars, handrails, balustrades, gate posts, brackets, timber to concrete.  
For hollow materials use plastic sleeves to install threaded rods. Close to edge and close to anchor fixings.

### TECHNICAL INFORMATION :

For detailed technical information including tensile & shear load performance, ETA reports, SDS, chemical properties, installation instructions, curing and working times. Refer to website details, listed on back page.

Detailed installation instructions & working times on the label.

Consult technical information before use.





## CHEMICAL ANCHORING SYSTEMS

# KONV4C VINYLESTER INJECTION ANCHOR

**FAST CURE, MULTI-PURPOSE STRUCTURAL ANCHOR FOR ALL CONCRETE.**

**NATIONAL CONSTRUCTION CODE (NCC) COMPLIANT SA TS 101:2015**



Cracked Concrete



Fire



Seismic



A+ A B C



**KONV4C**  
ETAG Option 1 and Option 7  
For anchoring threaded rod & rebars in cracked and uncracked concrete. ETA 17/0383  
TRO23 For post installed rebar connections. ETA 17/0382

- One product does all — work safely & be productive.
- Heavy duty, High Performance anchorage.
- Deep embedment anchoring. Flexible embedment depths.
- ETA approved for cracked concrete anchorage (threaded rod).
- ETA approval for Seismic C1 anchorage (threaded rod).
- ETA approved for post installed rebar connections.
- Cure time of 50 minutes at 20°C base material.
- Suitable for carbide drilled holes.
- Styrene free. No odour.
- Suitable for use in dry, wet and flooded holes.
- Vertical, horizontal and overhead applications.
- Easy dispensing in cold climates.
- Suitable for drinking water use.
- Fire rated F120. VOC compliant.
- Order no: KONV4C – Box quantity 12.

## APPLICATIONS:

Starter bars, structural steel plates, handrails, barriers, hold down brackets, seating. Close to edge and close to anchor fixings.

## TECHNICAL INFORMATION :

For detailed technical information including tensile & shear load performance, ETA reports, SDS, chemical properties, installation instructions, curing and working times. Refer to website details, listed on back page.

Detailed installation instructions & working times on the label.

Consult technical information before use.






## YOU MAY ALSO NEED:

- Cartridge Dispensing Gun - Page 9
- Hand Hole Blower - Page 9
- Dispensing Nozzles - Page 9
- Hole Cleaning Brushes - Page 9
- Carbide Tipped Drill Bits - Page 10
- Chisel Point Threaded Studs - Page 9

## CHEMICAL ANCHORING SYSTEMS

## CHEMICAL ANCHOR SELECTION GUIDE

ORDER NO:		KONV4C	KONP4C	KONP4C300
				
PROPERTIES	ADHESIVE TYPE	VINYLESTER	POLYESTER	POLYESTER
	CARTRIDGE SIZE / TYPE	COAXIAL 410ml (10:1)	COAXIAL 410ml (10:1)	CIC 300ml (10:1)
	DISPENSING TOOL	COAXIAL GUN	COAXIAL GUN	STD CAULKING GUN
	LOAD PERFORMANCE	HIGH	MEDIUM	MEDIUM
	FAST WORKING TIME @ 20°C	6 MINUTES	5 MINUTES	5 MINUTES
	FAST CURING TIME @ 20°C	50 MINUTES	45 MINUTES	45 MINUTES
	STYRENE FREE	YES	LOW ODOUR	LOW ODOUR
APPROVALS	ETA APPROVAL	YES	YES	YES
	ETA CRACKED CONCRETE	YES	NO	NO
	ETA UNCRACKED CONCRETE	YES	YES	YES
	ETA SEISMIC / EARTHQUAKE	SEISMIC C1	NO	NO
	FIRE RATED	F120	NO	NO
	GREEN PROJECTS VOC	YES	YES	YES
	NATIONAL CONSTRUCTION CODE (NCC)	YES	N/A	N/A
ANCHORING	THREADED ROD	M8 to M30	M8 to M24	M8 to M24
	REINFORCING BARS	8 to 32mm	YES	YES
	POST INSTALLED CONNECTIONS	YES	YES	YES
	VERTICAL AND HORIZONTAL	YES	YES	YES
	OVERHEAD ANCHORING	YES	YES	YES
ENVIRONMENT	CRACKED CONCRETE	YES	NO	NO
	UNCRACKED CONCRETE	YES	YES	YES
	HOLLOW MASONRY (WITH PLASTIC SLEEVES)	YES	YES	YES
	DRY AND WET HOLES	YES	YES	YES
	FLOODED HOLES	YES	YES	YES
	COLD AND HOT CLIMATE DISPENSING	YES	YES	YES
	CARBIDE DRILLED HOLES	YES	YES	YES
	SUITABLE FOR EXPOSURE TO DRINKING WATER	YES	NO	NO
KEY ACCESSORIES	DISPENSING TOOL	CG380KF2	CG380KF2	CG150SF
	NOZZLES 200mm (12 NOZZLES PER PACK)	KN200	KN200	KN200
	HOLE BLOW PUMP	REFER TO PAGE 9		
	HOLE CLEANING BRUSHES			
	THREADED STUDS + NUT AND WASHER			
	PLASTIC SLEEVES (HOLLOW MASONRY)			

**NOTE:** Consult all technical and installation information before use to confirm suitability for intended application.

## ECONOMY AND PRODUCTIVITY

KONP4C			KONP4C300			KONV4C		
Material / Resin Temp	Working Time	Curing / Load Time (Approx)	Material / Resin Temp	Working Time	Curing / Load Time (Approx)	Material / Resin Temp	Working Time	Curing / Load Time (Approx)
5°C	15 minutes	120 minutes	5°C	15 minutes	120 minutes	5°C	20 minutes	145 minutes
10°C	10 minutes	80 minutes	10°C	10 minutes	80 minutes	10°C	10 minutes	85 minutes
20°C	5 minutes	45 minutes	20°C	5 minutes	45 minutes	20°C	6 minutes	50 minutes
30°C	3 minutes	25 minutes	30°C	3 minutes	25 minutes	30°C	4 minutes	40 minutes
35°C	1.5 minutes	20 minutes	35°C	1.5 minutes	20 minutes	35°C	2 minutes	30 minutes





# TECHNICAL SUPPORT



## ESTIMATED NUMBER OF FIXINGS PER CARTRIDGE

Anchor Diameter (mm)	Drill Diameter (mm)	Minimum Embedment Depth (mm)	Est. Number of Fixings per 410ml Cartridge	Est. Number of Fixings per 300ml Cartridge
M10	12	80	91	66
M12	14	96	60	44
M16	18	128	32	23
M20	22	160	19	14
M24	26	192	12	N/A

**Note:** Estimated number of fixings is based on minimum embedment depth. Jobsite installations can result in more resin being injected than the estimated requirement resulting in a lower number of fixings per cartridge.

# THROUGH BOLT STUD ANCHOR

## INDEPENDENTLY TESTED AUSTRALIA TESTED, TRADE QUALITY PRODUCTS

Heavy duty, torque controlled through fixture anchor for permanent anchoring in solid concrete.

- Full bolt diameter expansion anchor for superior load performance.
- Anchor design generates high shear & tensile load capacity.
- Anti-rotation expansion sleeve grips the hole for correct installation.
- Choice of lengths to suit different fixture thickness.
- Available in zinc and galvanised finish.
- Diameters: From 10mm to 20mm.
- Lengths: From 80mm to 120mm.

### SUITABLE FOR:

- Barriers & Building Façades
- Handrails & Balustrades
- Machinery Tie Down
- Seating & Racking
- Structural Steelwork & Fixture Plates
- Overhead Anchoring
- Scaffolding & Platforms
- Panels & Cladding
- Safety Barriers



### YOU MAY ALSO NEED:

- Rotary Drilling Machines - Page 11
- Carbide Drill Bits - Page 10
- Hole Cleaning Pump and Brushes - Page 9
- Drill Driver - Page 11
- Impact Driver - Page 11

## SPECIFICATIONS:

Size	Zinc (Part No.)	Gal (Part No.)	Anchor Size (mm)	Thread Diameter	Max Fixture Thickness (mm)	Anchor Length	Minimum Embedment Depth (mm)	Drilled Hole Diameter (mm)	Fixture Hole Diameter (mm)	Min Hole Depth (mm)	Effective Length (mm)	Tightening Torque Values (Nm)	Box QTY
12X80	KTB12080	KTB12080G	12	12	5	80	62	12	15	86	55	50	25
12X100	KTB12100	KTB12100G	12	12	25	100	63	12	15	87	75	50	25
12X140	KTB12140	KTB12140G	12	12	65	140	62	12	15	86	115	50	25
16X100	KTB16100	KTB16100G	16	16	8	100	75	16	19	110	67	150	20
16X125	KTB16125	KTB16125G	16	16	25	125	85	16	19	117	92	150	20
20X120	KTB20120	KTB20120G	20	20	10	120	90	20	24	130	86	350	10

## WORKING LOAD LIMITS – INDEPENDENTLY TESTED:

THROUGH BOLT ANCHORS				CONCRETE STRENGTH					
Anchor Diameter (mm)	Thread Size	Min Edge Distance (mm)	Min Anchor Spacing (mm)	20 Mpa Tensile Load (Kn)	20 Mpa Shear Load (Kn)	32 Mpa Tensile Load (Kn)	32 Mpa Shear Load (Kn)	40 Mpa Tensile Load (Kn)	40 Mpa Shear Load (Kn)
12	M12	120	144	8.86	9.43	11.21	11.21	14.91	13.34
16	M16	160	192	18.61	16.97	23.54	23.54	30.00	24.00
20	M20	200	240	17.72	33.41	22.41	22.41	29.58	47.24

## INSTALLATION:

**1)** Using the correct masonry drill bit, drill a hole into the concrete to the depth specified **2)** Clean the hole thoroughly with a hole cleaning brush. All loose debris should be removed from the hole with either a vacuum, compressed air or hand pump. Failure to do this step could result in substantial loss of performance & incorrect installation. **3)** Insert the anchor through the fixture hole into the hole in the concrete. A hammer may be needed to gently tap the anchor bolt into the hole until the desired depth is reached. Allow for the thickness of the fixture to be attached. **4)** Attach fixture. Tighten the nut with a torque wrench to the recommended level.

## MEDIUM DUTY SCREW-IN ANCHORING SYSTEM



## SCREW-IN ANCHOR BOLT

### INDEPENDENTLY TESTED AUSTRALIA TESTED, TRADE QUALITY PRODUCTS



Medium duty, screw-in anchor for temporary or permanent anchoring in solid and hollow masonry substrates. Suitable for close to edge and close to anchor applications.

- Totally removable from hole.
- Suitable for solid concrete and masonry, hollow brick and block.
- Non expansion design will not burst the substrate hole.
- Easy, through fixture installation.
- Resistant to cyclic and dynamic loads.
- Self-tapping thread into substrate.
- Hex washer head with serrations for improved clamp down.
- Available in zinc and mechanically galvanised finish.
- Diameters: From 6.5mm to 12mm.
- Lengths: From 30mm to 150mm.

#### YOU MAY ALSO NEED:

- Rotary Drilling Machines - Page 11
- Carbide Drill Bits - Page 10
- Hole Cleaning Pump and Brushes - Page 9
- Drill Driver - Page 11

#### SUITABLE FOR:

- Building Façades
- Handrails & Balustrades
- Traffic Barriers
- Scaffolding & Platforms
- Panels & Cladding

## SPECIFICATIONS:

Size	Zinc (Part No.)	Gal (Part No.)	Anchor Size (mm)	Max Fixture Thickness (mm)	Anchor Length	Minimum Embedment Depth (mm)	Drilled Hole Diameter (mm)	Fixture Hole Diameter (mm)	Flange Head Diameter (mm)	Min Hole Depth (mm)	Effective Length (mm)	Box QTY
6.5X30	KSB06030		6.5	10	30	20	6.5	8	13	40	25	100
6.5X50	KSB06050	KSB06050G	6.5	20	50	30	6.5	8	13	63	47	100
8X60	KSB08060	KSB08060G	8	20	60	40	8	10	17	76	56	100
10X60	KSB10060	KSB10060G	10	10	60	50	10	12	22	80	55	50
10X75	KSB10075	KSB10075G	10	25	75	50	10	12	22	95	70	50
10X100	KSB10100	KSB10100G	10	50	100	50	10	12	22	120	95	25
12X75	KSB12075	KSB12075G	12	15	75	60	12	15	24	99	70	25
12X100	KSB12100	KSB12100G	12	40	100	60	12	15	24	124	95	25
12X150	KSB12150	KSB12150G	12	90	150	60	12	15	24	174	145	25

## WORKING LOAD LIMITS – INDEPENDENTLY TESTED:

SCREW BOLT ANCHORS			CONCRETE STRENGTH					
Anchor Diameter (mm)	Min Edge Distance (mm)	Min Anchor Spacing (mm)	20 Mpa Tensile Load (Kn)	20 Mpa Shear Load (Kn)	32 Mpa Tensile Load (Kn)	32 Mpa Shear Load (Kn)	40 Mpa Tensile Load (Kn)	40 Mpa Shear Load (Kn)
6	39	36	0.98	1.5	1.24	1.90	1.51	2.12
8	52	48	2.57	1.5	3.25	2.00	4.30	2.12
10	65	60	4.26	4.41	5.39	5.58	6.30	6.97
12	78	72	6.46	6.98	8.18	8.83	9.95	11.94

## INSTALLATION:

**1)** Using the correct masonry drill bit, drill a hole into the concrete to the depth specified **2)** Clean the hole thoroughly with a hole cleaning brush. All loose debris should be removed from the hole with either a vacuum, compressed air or hand pump. Failure to do this step could result in substantial loss of performance & incorrect installation. **3)** Insert the anchor through the fixture into the hole in the concrete and screw into the hole with socket wrench or drill driver with socket using light pressure until the thread tapping begins. If resistance is experienced when tightening, unscrew one turn and re-tighten. Allow for the thickness of the fixture to be attached. **4)** Tighten until firm. Do not over tighten.



## MEDIUM DUTY MECHANICAL ANCHORING SYSTEMS

# EXPANSION SLEEVE ANCHOR

## INDEPENDENTLY TESTED AUSTRALIA TESTED, TRADE QUALITY PRODUCTS

Medium to heavy duty expansion anchor with pull-down sleeve for clamp down of timber and steel fixtures to solid and hollow masonry substrates.

- Through fixture sleeve anchor for fast installation.
- Medium to heavy duty tensile and shear load performance.
- Hex washer head with serrations to ensure firm clamp down.
- Choice of lengths to suit different fixture thickness.
- Available in zinc, galvanised and 316 stainless steel finish.
- Diameters: From 10mm to 16mm.
- Lengths: From 40mm to 110mm.

## SUITABLE FOR:

- Metal Posts And Brackets
- Door & Window Frames
- Traffic Barriers
- Seating & Racking
- Steelwork & Railings
- Scaffolding & Platforms



## YOU MAY ALSO NEED:

- Rotary Drilling Machines - Page 11
- Carbide Drill Bits - Page 10
- Hole Cleaning Pump - Page 11
- Hole Cleaning Brushes - Page 11

## SPECIFICATIONS:

Size	Zinc (Part No.)	Gal (Part No.)	Stainless (Part No.)	Anchor Size (mm)	Thread Diameter	Max Fixture Thickness (mm)	Anchor Length	Minimum Embedment Depth (mm)	Drilled Hole Diameter (mm)	Fixture Hole Diameter (mm)	Flange head Diameter (mm)	Min Hole Depth (mm)	Effective Length (mm)	Tightening Torque Values (Nm)	Box QTY
10X40	KSA10040	KSA10040G		10	8	3	40	37	10	12	16	60	35	45	100
10X50	KSA10050	KSA10050G	KSA10050SS	10	8	12	50	38	10	12	16	70	43	45	100
10X75	KSA10075	KSA10075G	KSA10075SS	10	8	39	77	38	10	12	16	97	70	45	50
10X100	KSA10100	KSA10100G		10	8	59	97	38	10	12	16	117	89	45	50
12X60	KSA12060	KSA12060G	KSA12060SS	12	10	15	60	45	12	15	20	84	50	50	25
12X70	KSA12070	KSA12070G	KSA12070SS	12	10	27	75	48	12	15	20	99	66	50	25
12X100	KSA12100	KSA12100G	KSA12100SS	12	10	51	99	48	12	15	20	123	90	50	25
16X65	KSA16065	KSA16065G		16	12	20	65	45	16	19	24	97	55	65	25
16X110	KSA16110	KSA16110G		16	12	65	111	46	16	19	24	143	101	65	25

## WORKING LOAD LIMITS – INDEPENDENTLY TESTED:

SLEEVE ANCHORS				CONCRETE STRENGTH					
Anchor Diameter (mm)	Thread Size	Min Edge Distance (mm)	Min Anchor Spacing (mm)	20 Mpa Tensile Load (Kn)	20 Mpa Shear Load (Kn)	32 Mpa Tensile Load (Kn)	32 Mpa Shear Load (Kn)	40 Mpa Tensile Load (Kn)	40 Mpa Shear Load (Kn)
10	M8	100	120	2.58	8.38	3.26	10.20	4.30	11.85
12	M10	120	144	5.13	10.25	6.48	12.97	8.09	16.24
16	M12	160	192	6.40	12.28	8.10	15.54	10.60	20.84

## INSTALLATION:

**1)** Using the correct masonry drill bit, drill a hole into the concrete to the depth specified **2)** Clean the hole thoroughly with a hole cleaning brush. All loose debris should be removed from the hole with either a vacuum, compressed air or hand pump. Failure to do this step could result in substantial loss of performance & incorrect installation. **3)** Insert the anchor through the fixture hole into the hole in the concrete. A hammer may be needed to gently tap the anchor bolt into the hole until the desired depth is reached. Allow for the thickness of the fixture to be attached. **4)** Attach fixture. Tighten the nut with a torque wrench to the recommended level.



## LIGHTWEIGHT MASONRY ANCHORS

### METAL HAMMER-IN ANCHOR

Fast and easy to use metal expansion anchor with a non corrosive zinc alloy body and hammer-in steel nail. Large flange head with recess for flush fit of nail head to ensure anchor is tamper resistant and anchor pullout is prevented. Suitable for internal & external use in solid concrete and hollow masonry substrates.



PART NO.	SIZE	BOX QTY
KMPA05022	5 x 22	200
KMPA06030	6 x 30	100
KMPA06050	6 x 50	100

### NYLON NAIL ANCHOR – ROUND AND MUSHROOM HEAD

Suitable for a wide variety of light duty anchoring applications such as electrical fitting and pipe saddle installation to timber, hardboard, metal, brick, tiles and concrete. A removable anchor with a choice of head styles. Hammer-in or screw-in the drive screw flush with the head of the nylon body



MUSHROOM HEAD		NYLON ROUND HEAD		BOX QTY
PART NO.	SIZE	PART NO.	SIZE	
KNAM05025	5 x 25	KNAR05025	5 x 25	150
KNAM065025	6.5 x 25	KNAR05038	5 x 38	150
KNAM065038	6.5 x 38	KNAR065025	6.5 x 25	150
KNAM065050	6.5 x 50	KNAR065038	6.5 x 38	150
		KNAR065050	6.5 x 50	150

### NYLON FRAME ANCHOR WITH COUNTERSUNK SCREW

Suitable for a wide variety of light duty anchoring applications such as electrical fittings, pipe saddles installation, brick ties and mounting plates to timber, hardboard, metal, brick, tiles and concrete. A removable anchor with a hammer-in or screw-in countersunk head drive screw that sits flush with the head of the nylon body.



PART NO.	SIZE	BOX QTY
KHDNA05033	5 x 33	150
KHDNA05050	5 x 50	150
KHDNA06042	6 x 42	150
KHDNA06055	6 x 55	100

### PLASTIC WALL PLUG

The Plastic Wall Plug is designed for light duty fastening applications. It is injection molded from a ductile plastic and is designed to be used with sheet metal or wood screws. Longitudinal ribs on the anchor body prevent it from tuning during tightening of the screw. This inexpensive plastic screw anchor comes colour-coded by diameter for easy applications where holding power is not a critical factor. It should not be used overhead.



PART NO.	LENGTH	COLOUR	DRILL HOLE SIZE	BOX QTY
KWP25G	25 mm	GREEN	6 mm	200
KWP32G	32 mm	GREEN	6 mm	200
KWP38G	38 mm	GREEN	6 mm	150
KWP50G	50 mm	GREEN	6 mm	150

### PLASTERBOARD ANCHOR

Screw-in, self drilling anchor for plasterboard and thin lightweight board materials. Self drilling anchor design has a tip that breaks away when screw is inserted to attach fixture to wall. No pre-drilling of plasterboard required. Use Phillips® head screwdriver to install. Confirm fixture loads are suitable for this product before use.



PLASTER BOARD ANCHOR - NYLON		PLASTER BOARD ANCHOR - ZINC	
PART NO.	BOX QTY	PART NO.	BOX QTY
KPBAN	100	KPBAZ	100

## CHEMICAL ACCESSORIES

### THREADED STUDS

- Chisel point stud with nut and washer
- Available in 316 Stainless Steel, Galvanised and Zinc finish
- Steel studs Grade 5.8
- Depth mark for correct embedment
- External hex driver included



PART NO.	SIZE	PACK QTY
316 STAINLESS STEEL		
KCS12160SS	M12 x 160	20
KCS16190SS	M16 x 190	10
KCS20260SS	M20 x 260	10
HOT DIPPED GALVANISED		
KCS12160G	M12 x 160	20
KCS16190G	M16 x 190	10
KCS20260G	M20 x 260	10
KCS24300G	M24 x 300	5
ZINC PLATED		
KCS12160	M12 x 160	20
KCS16190	M16 x 190	10
KCS20260	M20 x 260	10
KCS24300	M24 x 300	5


### CARTRIDGE GUN FOR KONP4C300

PART NO: CG150SF



### CARTRIDGE GUN FOR KONP4C, KONV4C


PART NO: CG380KF2



### MIXING NOZZLES

- For chemical injection (polyester and vinylester)

PART NO: 8482



### MIXING NOZZLES (BULK PACK)

- For KONV4C, KONP4C and KONP4C300
- 200mm length
- 12 pieces per pack

PART NO: KN200



### HOLE CLEAN PUMP 750ml

PART NO: BLOWPUMP



### PLASTIC SLEEVES

BOX QTY: 10



PART NO.	SIZE
PSM850	12 x 50 (M8 Studs)
PSM10128	15 x 85 (M10 - M12 Studs)
PSM101213	15 x 130 (M10 - M12 Studs)
PSM1685	20 x 85 (M16 Studs)

### HOLE CLEANING BRUSHES

BOX QTY: 1



PART NO.	SIZE
BR8-10MM	8mm to 10mm Hole Sizes
BR10-14MM	10mm to 14mm Hole Sizes
BR16-28MM	16mm to 28mm Hole Sizes



ASK ABOUT THE KONNECT FASTENING SYSTEMS® RANGE OF SEALANTS

## CONCRETE DRILLING

### LONG LIFE PREMIUM CARBIDE OPTIMUM CONCRETE DRILLING PERFORMANCE

- The one-piece, solid reinforced carbide tip ensures low vibration and optimum drilling performance.
- Centring tip for straight forward spot drilling with pinpoint accuracy.
- Four symmetrically functioning spiral ridges ensure low, uniform flute wear.
- Optimised flute core strength ensures low vibration drilling performance and exceptional fracture resistance.
- The high-volume flute geometry ensures the optimum removal of drilling dust.
- 4 Cutter head prevents seizing when drilling through reinforcing steel.
- For rotary drilling machines.

### ZENTRO CARBIDE 4 CUTTER SDS PLUS



PART NO.	SIZE
K18250SP4CMD	18.0 x 250mm
K18450SP4CMD	18.0 x 450mm
K20250SP4CMD	20.0 x 250mm
K20450SP4CMD	20.0 x 450mm
K220250SP4CMD	22.0 x 250mm
K220450SP4CMD	22.0 x 450mm
K16260SP4CMD	16.0 x 260mm
K240250SP4CMD	24.0 x 250mm
K240450SP4CMD	24.0 x 450mm
K250450SP4CMD	25.0 x 450mm

### ZENTRO CARBIDE 4 CUTTER MAX DRIVE



PART NO.	SIZE
K12340SP4CMAXMD	12.0 x 340mm
K12540SP4CMAXMD	12.0 x 540mm
K14340SP4CMAXMD	14.0 x 340mm
K14540SP4CMAXMD	14.0 x 540mm
K16340SP4CMAXMD	16.0 x 340mm
K16540SP4CMAXMD	16.0 x 540mm
K18340SP4CMAXMD	18.0 x 340mm
K18540SP4CMAXMD	18.0 x 540mm
K20320SP4CMAXMD	20.0 x 320mm
K20520SP4CMAXMD	20.0 x 520mm
K22320SP4CMAXMD	22.0 x 320mm
K22520SP4CMAXMD	22.0 x 520mm
K24320SP4CMAXMD	24.0 x 320mm
K24520SP4CMAXMD	24.0 x 520mm
K25320SP4CMAXMD	25.0 x 320mm
K25520SP4CMAXMD	25.0 x 520mm
K26300SP4CMAXMD	26.0 x 300mm
K26520SP4CMAXMD	26.0 x 520mm

### TRADE QUALITY FOR ROTARY DRILLING MACHINES ECONOMY 2 CUTTER AND PROFESSIONAL 4 CUTTER CARBIDE

### CARBIDE 2 CUTTER SDS PLUS



PART NO.	SIZE
K14260SPMD	14.0 x 260mm
K10160SPMD	10.0 x 160mm
K10260SPMD	10.0 x 260mm
K12210SPMD	12.0 x 210mm
K12260SPMD	12.0 x 260mm
K16210SPMD	16.0 x 210mm
K16260SPMD	16.0 x 260mm
K18200SPMD	18.0 x 200mm
K05110SPMD	5.0 x 110mm
K05160SPMD	5.0 x 160mm
K06110SPMD	6.0 x 110mm
K06160SPMD	6.0 x 160mm
K06210SPMD	6.0 x 210mm
K065110SPMD	6.5 x 110mm
K065160SPMD	6.5 x 160mm
K065210SPMD	6.5 x 210mm
K08160SPMD	8.0 x 160mm

### CARBIDE 4 CUTTER SDS PLUS



PART NO.	SIZE
K10210SP4MD	10.0 x 210mm
K16260SP4MD	16.0 x 260mm
K18250SP4MD	18.0 x 250mm
K28250SP4MD	28.0 x 250mm
K06160SP4MD	6.0 x 160mm
K08160SP4MD	8.0 x 160mm

### CARBIDE 4 CUTTER MAX DRIVE




PART NO.	SIZE
K16340SP4MAXMD	16.0 x 340mm
K16540SP4MAXMD	16.0 x 540mm
K18340SP4MAXMD	18.0 x 340mm
K18540SP4MAXMD	18.0 x 540mm
K20320SP4MAXMD	20.0 x 320mm
K20520SP4MAXMD	20.0 x 520mm
K22320SP4MAXMD	22.0 x 320mm
K22520SP4MAXMD	22.0 x 520mm
K24320SP4MAXMD	24.0 x 320mm
K24520SP4MAXMD	24.0 x 520mm
K26300SP4MAXMD	26.0 x 300mm



## CONSTRUCTION DRILLING SYSTEMS FOR IMPROVED JOB SITE MOBILITY AND HIGHER PROJECT PRODUCTIVITY

- Products for every application on all types of job sites
- Latest technology, more power, more efficiency
- Save time and money when and where it counts
- Guaranteed longer life products
- A range of quality brands and products to choose from



ASK YOUR KONNECT FASTENING SYSTEMS® REPRESENTATIVE TO RECOMMEND A DRILLING SYSTEM SOLUTION TO SUIT YOUR NEEDS.



# BRANCHES

**AU:** 1300 KONNECT (566 632)  
www.konnectfasteningsystems.com.au

**NZ:** 0508 KONNECT (566 632)  
www.konnectfasteningsystems.co.nz



## AUSTRALIA

QUEENSLAND	TELEPHONE
<b>BRENDALE</b> 61 Kremzow Road, Brendale QLD 4500	(07) 3265 6111
<b>CAIRNS</b> 2/46 Ponzo Street, Woree Business Park QLD 4870	(07) 4035 5600
<b>CHINCHILLA</b> 3/4 Dwyer Court, Chinchilla QLD 4413	(07) 4672 7601
<b>GLADSTONE</b> 118 Hanson Road, Gladstone QLD 4680	(07) 4972 5511
<b>GOLD COAST</b> 34 Taree Street, West Burleigh QLD 4220	(07) 5593 6588
<b>MORNINGSIDE</b> 2/525 Lytton Road, Morningside QLD 4170	(07) 3899 6700
<b>MOUNT ISA</b> 47 West Street, Mount Isa QLD 4825	(07) 4743 9788
<b>PINKENBA</b> Building 2/660 MacArthur Avenue, Pinkenba QLD 4008	(07) 3291 8200
<b>SUNSHINE COAST</b> 1/53 Wisers Road, Maroochydore QLD 4558	(07) 5451 0388
<b>TOOWOOMBA</b> 10 Tradewinds Court, Toowoomba QLD 4350	(07) 4633 1777
<b>TOWNSVILLE</b> 92-94 Duckworth Street, Garbutt, Townsville QLD 4810	(07) 4728 6633
<b>WACOL</b> 1/1318 Boundary Road, Wacol QLD 4076	(07) 3879 3043
<b>YATALA</b> 8/8-10 Christensen Rd, Stapylton QLD 4207	(07) 3291 8255

NEW SOUTH WALES	TELEPHONE
<b>ARTARMON</b> 1/1 Waltham Street, Artarmon NSW 2064	(02) 9438 3677
<b>COFFS HARBOUR</b> 16/3 Engineering Drive, Coffs Harbour NSW 2450	(02) 6363 6590
<b>LISMORE</b> 1/7 Krauss Avenue, South Lismore NSW 2480	(02) 6621 9677
<b>NEWCASTLE</b> 7/21 Babilla Close, Beresfield NSW 2322	(02) 4966 3002
<b>ORANGE</b> 203 Byng Street, Orange NSW 2800	(02) 6369 1622
<b>SOUTH SYDNEY</b> 2/29-33 Bourke Road, Alexandria NSW 2015	(02) 9698 9566
<b>TAMWORTH</b> 38 Dampier Street, Tamworth NSW 2340	(02) 6763 8600
<b>WAGGA</b> 9 Dobney Avenue, Wagga NSW 2650	(02) 6925 6700
<b>WETHERILL PARK</b> 1/429 Victoria Street, Wetherill Park NSW 2164	(02) 9616 6100
<b>WOLLONGONG</b> 1/7 Waverley Drive, Unanderra NSW 2526	(02) 4225 3744

AUSTRALIAN CAPITAL TERRITORY	TELEPHONE
<b>CANBERRA</b> 2/10 Maryborough Street, Fyshwick ACT 2609	(02) 6192 6000

## NEW ZEALAND

NORTH ISLAND	TELEPHONE
<b>WHANGAREI</b> Unit 2, 17 Dyer Street, Whangarei 0110	(09) 438 1080
<b>ALBANY</b> Unit K, 118 Bush Road, Rosedale, Auckland 0632	(09) 477 0480
<b>AUCKLAND CBD</b> Unit 3, 114 Nelson Street, Auckland City 1010	(09) 477 0484
<b>EAST TAMAKI</b> 11 Bruce Roderick Drive, East Tamaki, Auckland 2013	(09) 276 0760
<b>HAMILTON</b> 31 Tawn Place, Te Rapa, Hamilton 3200	(07) 848 1290
<b>MT MAUNGANUI</b> Unit 4, 23 Tukorako Drive, Mt Maunganui 3116	(07) 929 6849
<b>NAPIER</b> 62 Austen Street, Onekawa, Napier 4110	(06) 873 9500
<b>NEW PLYMOUTH</b> 53A Hurlstone Drive, New Plymouth 4312	(06) 769 6745
<b>WELLINGTON</b> 18 Centennial Highway, Ngauranga Gorge, Wellington 6035	(04) 499 3292

VICTORIA	TELEPHONE
<b>CAMPBELLFIELD</b> 2/1730 Hume Highway, Campbellfield VIC 3061	(03) 9357 2755
<b>DANDENONG</b> 6/234-238 Frankston Dandenong Road, Dandenong VIC 3175	(03) 9793 3644
<b>GEELONG NORTH</b> 18A Tarkin Court, Bell Park, Geelong VIC 3215	(03) 5277 2063
<b>LAVERTON</b> 4/151 Dohertys Road, Laverton VIC 3026	(03) 9368 7955
<b>MILDURA</b> 53 Seventh Street East, Mildura VIC 3500	(03) 5021 2311
<b>SHEPPARTON</b> 84 Benalla Road, Shepparton VIC 3630	(03) 5831 2577
<b>SOUTH MELBOURNE</b> 188 Kings Way, South Melbourne VIC 3205	(03) 9368 7930
<b>THOMASTOWN</b> 235 Settlement Road, Thomastown VIC 3074	(03) 9205 8259
<b>WODONGA</b> 2/10 South Street, Wodonga VIC 3690	(02) 6024 1100

TASMANIA	TELEPHONE
<b>BURNIE</b> 127 Bass Highway, Cooe TAS 7320	(03) 6431 7077
<b>HOBART</b> 71 Charles Street, Moonah TAS 7009	(03) 6272 8794
<b>LAUNCESTON</b> 101B Invermay Road, Launceston TAS 7250	(03) 6334 9102

WESTERN AUSTRALIA	TELEPHONE
<b>BIBRA LAKE</b> 2/13 Discovery Drive, Bibra Lake WA 6163	(08) 9331 2455
<b>BUNBURY</b> Corner Proffit Street & Wilson Road, Bunbury WA 6230	(08) 9724 2500
<b>KWINANA</b> 36 Mandurah Road, Kwinana WA 6167	(08) 9439 7000
<b>OSBORNE PARK</b> 18/15 Hector Street West, Osborne Park WA 6017	(08) 9244 4555
<b>WANGARA</b> 5/1 Dellamarta Road, Wangara WA 6065	(08) 9276 0100
<b>WELSHPOOL</b> 5/9-13 Kewdale Road, Welshpool WA 6106	(08) 9350 3600

SOUTH AUSTRALIA	TELEPHONE
<b>LONSDALE</b> 6 Aldershot Road, Lonsdale SA 5160	(08) 8326 4122
<b>WINGFIELD</b> 13 Rosberg Road, Wingfield SA 5013	(08) 8300 8700

NORTHERN TERRITORY	TELEPHONE
<b>WINNELLIE</b> 20 Mataram Street, Winnellie NT 0820	(08) 8947 1359

**Konnect Fastening Systems® also available from these Cooper Fluid Systems branches:**

QUEENSLAND	TELEPHONE
<b>MACKAY</b> 8 Micheltmore Street, Paget QLD 4740	(07) 4952 4844

WESTERN AUSTRALIA	TELEPHONE
<b>KALGOORLIE</b> 16 Atbara Street, Kalgoorlie WA 6430	(08) 9021 4000
<b>NEWMAN</b> Shed 2, 10 Pardoo Street, Newman WA 6753	(08) 9181 5500



All prices are valid for the catalogue period however Coventry Group Ltd trading as Konnect Shop reserves the right to amend prices in certain circumstances without further notice. Delivery charges may apply for delivery of products in this catalogue. Items shown in this catalogue may not be stocked in all listed locations and may need to be ordered upon customer request. CGL cannot be responsible for the unavailability of such products as a consequence of the failure of suppliers to deliver at all or on time through any circumstances beyond its control E. & O. E. Due to continual product improvement some products may differ from images featured in the catalogue. Whilst every care has been taken to ensure all information and technical data is accurate, CGL will not be liable to any purchaser that relies on any matter, fact or representation, nor will it be liable for subsequent damage or loss resulting from the use of any information contained in the publication. Purchasers should make enquiries prior to placing an order regarding the fitness and suitability of the products advertised. ISO 9001 Certification in Australia only.